

FEATURES

- Reliable solution without power supply
- Smooth flicker-free dimming to 0,1%
- Practically no inrush current
- Warm dim version available

SPRINGS

Standard with CS spring (concrete/gyproc). Also available as above with WS spring (gyproc/metal).



HV-FD 80°



HV-FD 40°



COLOURS

Available colours:



Matt white RAL 9016 (XX=MW)
 Matt grey RAL 9006 (XX=GR)
 Matt black RAL 9005 (XX=BL)

Fluxe 90 HV-FD

Adjustable

SPECIFICATIONS


Input voltage	220-240Vac
Beam angle (FWHM)	40° / 80°
Fixture material	Housing: Die cast aluminium / Optic: PMMA
Environment	Indoor
IK rate	IK03
Inrush current (peak / duration)	<100mA / 0 µs (soft start)
Max. quantity per type B 16A	360 pcs.
Mains surge capability (between L - N)	2 kV (differential mode (DM))
Mains surge capability (between L/N - PE)	4 kV (common mode (CM))
% Flicker (Conform IEEE P1789 Standard)	Typical 0,4%
Flicker index	<0,1
Dimming range	100-1%
THD	15%
Operating temperature (Ta)	-20°C / +45°C
Safety marks	EN60598 / EN62031 / EN62471
EMC compliance	EN55015
Colour consistency (SDCM)	MacAdam step 3
Warranty	7 years * (within the European Union and the countries of the Free Trade Association for products delivered after 1 May 2015)
Energy class	A

This luminaire contains built-in LED lamps. There are no exchangeable parts inside the luminaire. EU 874/2012



IP20

FLUXE 90 **220-240V**



Connection box 3P
82x43x26 mm
Possibility for looping by 2 cables
max. Ø 10mm (H03/H05).

ITEM SPECIFICATIONS (PART A)

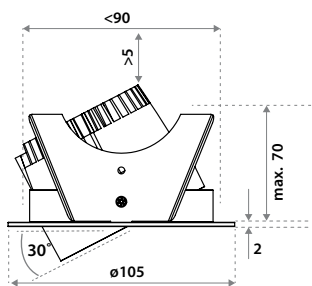
Description	Item code CS	Item code WS	Input	W	Lm	Lm/W	CRI (typ.)	UGR	Pf
Fluxe 90 HV-FD 2700K 600 Lm 40° Triac dim	802B03XX5A02	802B03XX8A02	220-240V	10,5	600	57	93	23.2	0.99
Fluxe 90 HV-FD 3000K 600 Lm 40° Triac dim	802B03XX5C02	802B03XX8C02	220-240V	10,3	600	58	93	23.2	0.99
Fluxe 90 HV-FD 4000K 600 Lm 40° Triac dim	802B03XX5E02	802B03XX8E02	220-240V	10,1	600	59	93	23.2	0.99
Fluxe 90 HV-FD 2200-3000K 600 Lm 40° Triac dim	802B03XX5G02	802B03XX8G02	220-240V	10,3	600	58	93	23.2	0.99
Fluxe 90 HV-FD 2700K 600 Lm 80° Triac dim	802B03XX5B02	802B03XX8B02	220-240V	10,5	600	57	93	24.5	0.99
Fluxe 90 HV-FD 3000K 600 Lm 80° Triac dim	802B03XX5D02	802B03XX8D02	220-240V	10,3	600	58	93	24.5	0.99
Fluxe 90 HV-FD 4000K 600 Lm 80° Triac dim	802B03XX5F02	802B03XX8F02	220-240V	10,1	600	59	93	24.5	0.99
Fluxe 90 HV-FD 2200-3000K 600 Lm 80° Triac dim	802B03XX5H02	802B03XX8H02	220-240V	10,3	600	58	93	24.5	0.99

ITEM SPECIFICATIONS (PART B)

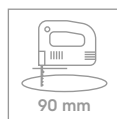
Description	Safety class	Energy class	Weight	Dimensions single carton	Quantity per carton	Expected lifespan (25°C)		
						L70B50	L80B50	L90B50
Fluxe 90 HV-FD 2700K 600 Lm 40° Triac dim	I	A	390 gr	105x105x105 mm	35 pcs	>70.000 hrs	>70.000 hrs	>54.000 hrs
Fluxe 90 HV-FD 3000K 600 Lm 40° Triac dim	I	A	390 gr	105x105x105 mm	35 pcs	>70.000 hrs	>70.000 hrs	>54.000 hrs
Fluxe 90 HV-FD 4000K 600 Lm 40° Triac dim	I	A	390 gr	105x105x105 mm	35 pcs	>70.000 hrs	>70.000 hrs	>54.000 hrs
Fluxe 90 HV-FD 2200-3000K 600 Lm 40° Triac dim	I	A	390 gr	105x105x105 mm	35 pcs	>70.000 hrs	>70.000 hrs	>54.000 hrs
Fluxe 90 HV-FD 2700K 600 Lm 80° Triac dim	I	A	390 gr	105x105x105 mm	35 pcs	>70.000 hrs	>70.000 hrs	>54.000 hrs
Fluxe 90 HV-FD 3000K 600 Lm 80° Triac dim	I	A	390 gr	105x105x105 mm	35 pcs	>70.000 hrs	>70.000 hrs	>54.000 hrs
Fluxe 90 HV-FD 4000K 600 Lm 80° Triac dim	I	A	390 gr	105x105x105 mm	35 pcs	>70.000 hrs	>70.000 hrs	>54.000 hrs
Fluxe 90 HV-FD 2200-3000K 600 Lm 80° Triac dim	I	A	390 gr	105x105x105 mm	35 pcs	>70.000 hrs	>70.000 hrs	>54.000 hrs

All values are measured at 230V (+/- 7%)

DIMENSIONS

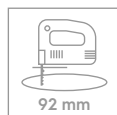


HOLE SIZE



CS springs (concrete/gyproc) for 5-60mm material thickness

CS springs (except Pointerseries) can be used in almost any type of ceiling. Support plates should definitely be used when mounting big downlights in soft mineral ceilings. The spring's slightly bent edge prevents the ceiling material from getting damaged. We recommend making the hole in the ceiling material 10 mm wider than the specified cutout diameter (assuming this doesn't exceed the maximum diameter).



WS springs (gyproc/metal) for 1-40mm material thickness

WS springs are traditional springs that are eminently suited for soft ceiling tiles in combination with support plates (that cannot be taken out of the ceiling). WS springs are not suitable for concrete ceilings and soft ceiling tiles without support plates.

Manufacturer	Product ID	Type	Power	Wires*	Dimming range			
					HV-IC		HV-FD	
					min %	max %	min %	max %
ABB	6523U	RL	2-100	2	x	x	✓ 1,0	✓ 97
Busch&Jaeger	2247U	RL	60-500	2	x	x	✓ 0,0	✓ 98
Busch&Jaeger	2250U	R	60-600	2	2,0	63	✓ 0,3	✓ 100
Busch&Jaeger	6514 UJ-5	RC	20-420	3	7,0	✓ 97	10,0	✓ 100
Casambi	CBU-TED Bluetooth	RC	1-100	3	✓ 0,1	✓ 100	✓ 0,1	✓ 100
CTM Lyng	MDimLed	LED	1-200	3	✓ 0,6	✓ 100	✓ 0,0	✓ 100
Dimmax (Trump)	420SL	RLC	1-200	3	4,0	✓ 100	2,1	✓ 98
Drespa	814	R	60-400	2	x	x	x	x
Eaton LED	CDAU-01/04	RLC	0-250	3	2,0	✓ 100	2,0	✓ 100
Elko	315GLE	RC	20-315	2	1,5	✓ 95	✓ 0,2	✓ 96
Elko	400GLI	RL	40-400	2	x	x	✓ 0,0	✓ 98
Eltako	EUD61NPN-UC	RLC	400	3	5,5	✓ 100	2,9	✓ 95
Feller	40420	RLC	20-420	2	x	x	✓ 0,8	✓ 100
Feller	402001 LED	RLC	4-200	2	12,0	90	18,0	✓ 100
Feller	40300 RC	RC	20-300	2	6,0	✓ 100	6,8	✓ 95
Feller	40600 RL	RL	20-300	2	✓ 0,1	89	✓ 0,0	✓ 96
Feller Zepitron	3306	UNI	25-420	3	11,0	91	14,0	✓ 100
Gira	1184 00/101	R	60-200	2	x	x	✓ 0,2	✓ 97
IPAS	9240016	RC	35-400	2	3,0	79	4,0	✓ 100
Ipas	HD300	LED	10-300	2	6,8	64	4,7	81
Legrand	0 02671	LED	3-75	3	7,4	✓ 96	6,3	✓ 96
Legrand (Bfinico)	L-N-NT4411N	LED	3-75	2	5,2	92	3,4	✓ 95
Lumiko /Klemko	D-PAF-200-LED	RC	1-200	2	✓ 0,1	93	✓ 0,0	✓ 98
Lutron	QSNE 4 AD	RC	0-800	3	0,0	0	0,0	0
Merten	MTN577899	RC	20-315	2	12,0	81	16,0	✓ 100
MK elements	K34100	LED	6-150	3	x	x	x	x
MK elements	K34103	LED	35-500	3	x	x	x	x
Niko	310-014XX	R	5-200	2	x	x	x	x
Niko	310-016	RL	50-400	2	6,0	✓ 96	2,0	✓ 99
Niko	310-017XX	RC	20-250	2	16,0	78	22,4	✓ 95
Niko	310-0190X	Uni	5-325	3	✓ 0,7	✓ 100	✓ 0,0	✓ 98
Niko	310-0260	RL	40-550	2	5,9	86	6,3	✓ 99
Niko	310-02701	LED	40-300	2	8,0	74	10,4	✓ 96
Niko	310-0280X	LED	2-100	3	2,2	✓ 100	4,7	✓ 96
Niko	310-0390X	Uni	3-200	2	1,5	92	✓ 0,0	✓ 95
Niko	330-0700	LED	5-350	3	✓ 0,7	✓ 100	✓ 0,1	✓ 100
Peha	433	R	20-250	2	✓ 0,1	92	✓ 0,0	94
Qbus	Dim02SA/500	uni	2-500	3	2,0	✓ 100	✓ 0,1	✓ 100
RAKO	RMT-500	RC	1-500	3	✓ 0,1	✓ 100	✓ 0,0	✓ 100
RAKO	RMT-PILL	RC	1-250	3	✓ 0,6	✓ 97	✓ 0,1	✓ 98
Schneider (Merten)	SBD315RC	RC	20-315	2	12,0	✓ 99	15,6	✓ 96
Schneider (Merten)	SBD400R-1/MTN5131	R	40-400	2	x	x	2,5	✓ 98
Schneider (Merten)	SBD600 RL	RL	40-600	2	x	x	✓ 0,0	✓ 96
Schneider (Merten)	SBD600RCRL	RLC	20-600	2	1,3	92	✓ 0,5	✓ 98
Schneider/Merten	MTN5171	RLC	10-420	2	5,8	80	8,0	✓ 99
Schneider/Merten	SBD200/MEG 5134	RLC	4-400	2	12,0	85	18,0	✓ 100
Simon Electric	DS9T2		5-315	3	✓ 0,2	✓ 97	✓ 0,1	✓ 100
Unilamp	KDT-500E	LED	5-500	2	8,0	85	13,0	94
Unilamp	KDT-500E2	LED	5-500	3	3,6	65	1,6	89
Unilamp/Luzense	KTD-500 E4	LED	5-500	2	1,6	82	✓ 0,4	✓ 100

✓ = Recommended x = Not recommended Please check our website for the latest information.

* 2 = No neutral required; 3 = Neutral required.