


REWARDING BRIGHTNESS



③ Individual power supply



⑥ Central power supply



⑪ Central DIN rail power supply

Accessories

Power supply units 24Vdc

Specifications

Material	PA
Frequency	50/60 Hz
Environment/Applications	Indoor
IP Rate	IP20
Operating Temperature	-20°C / +45°C
Safety Marks	EN61347-1 / EN61547 / EN61547-2-13
EMC Compliance	EN55015 / EN61000-3-2 / DIN VDE 0710-T14
Single Carton Quantity	1 pc
Package Type	Plastic Bag
Warranty	7 Years

IP20

REWARDING BRIGHTNESS

Power supply units 24Vdc

Description	Item code	Watt	Voltage	Efficiency	Pf	Ripple	Input	Dimensions	Weight	Inrush current	B-16A Fuse
PSU 4851 (3)	485105BLTC02	8W*	24Vdc	77%	0.60	<3%	220-240V	80x28x26 mm	96 gr	20A 170µS	50 pcs
PSU 5051 (3)	505105BLTC02	8W**	24Vdc	77%	0.60	<3%	220-240V	68x35x22 mm	40 gr	20A 170µS	50 pcs
PSU 5251 (3)	525105BLTC02	22W**	24Vdc	85%	0.60	<3%	220-240V	111x38x28 mm	106 gr	27A 250µS	27 pcs
PSU 7051 (3)	705105BLT202	22W**	24Vdc	85%	0.60	<3%	220-240V	111x38x28 mm	106 gr	27A 250µS	27 pcs
PSU 7038 (6)	703805000002	70W	24Vdc	91%	0.97	<3%	220-240V	225x60x36 mm	448 gr	15A 600µS	15 pcs
PSU 7039 (6)	703905000002	150W	24Vdc	94%	0.98	<3%	220-240V	240x60x49 mm	582 gr	35A 1000µS	8 pcs
PSU MW DR60 (11)	704005000002	60W	24Vdc	84%	0.92	<3%	100-240V	93x78x56 mm	296 gr	35A	
PSU MW DR100 (11)	704105000002	100W	24Vdc	89%	0.92	<3%	100-240V	100x93x56 mm	342 gr	45A	

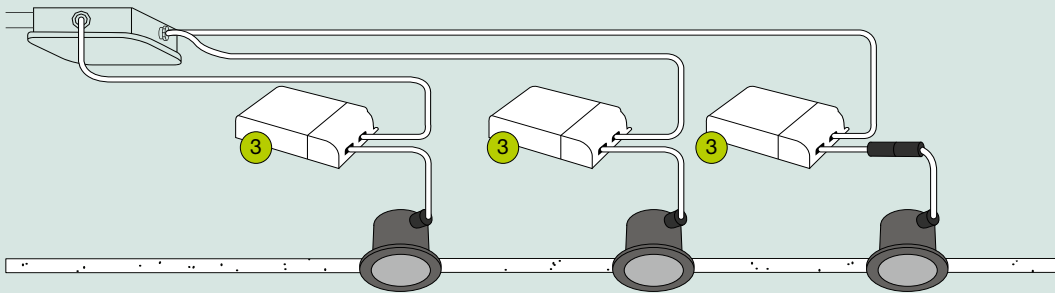
* Delivered with black Phoenix connector.

** Delivered with cable with yellow TE connector.

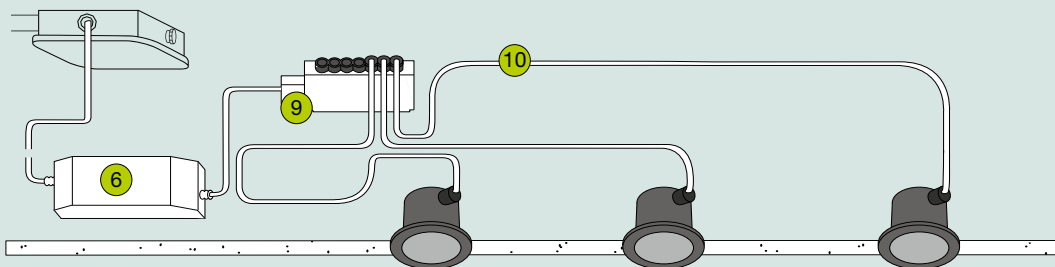
Plug & play cables

Description	Item code	Voltage	Weight
LV cable 6 way distributor 1,0 m (9)	639305BL0000	24Vdc	60 gr
LV plug to outlet 2,0 m (extension cable) (10)	535205BL1200	24Vdc	40 gr
LV plug to connection box 0,2 m (13)	555205BL0000	24Vdc	32 gr

Individual power supply



Central power supply



Central DIN rail power supply

